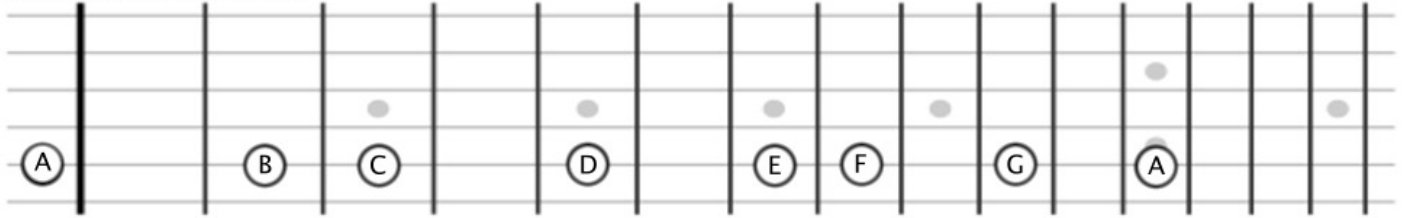


# Key Structures

## 5th String Root Locations



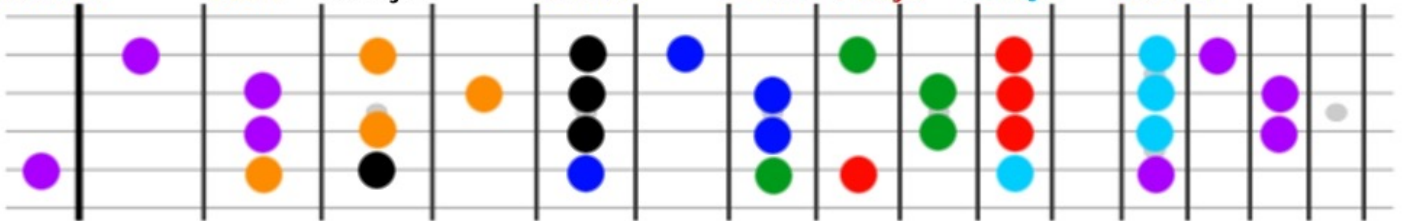
## Closed Voicing Triads

C major    D minor    E minor    F major    G major    A minor    B dim.

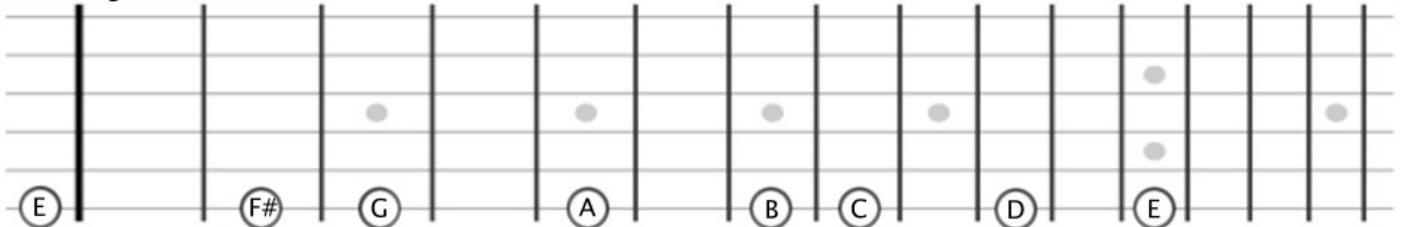


## Open/Guitar Voicing Triads

A minor    B dim.    C major    D minor    E minor    F major    G major    A minor



## 6th String Root Locations



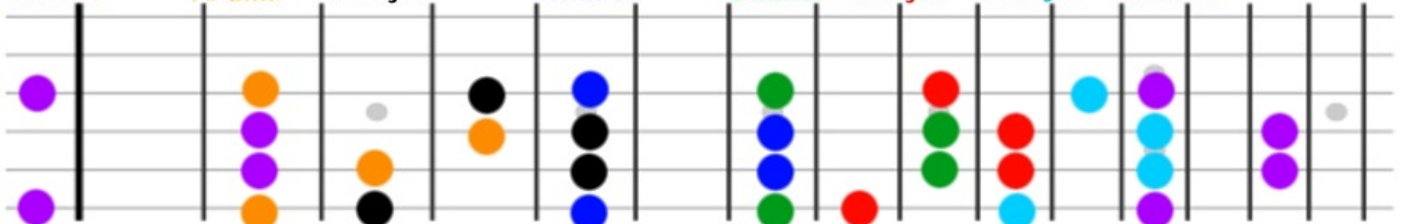
## Closed Voicing Triads

G major    A minor    B minor    C major    D major    E minor    F# dim.



## Open/Guitar Voicing Triads

E minor    F# dim.    G major    A minor    B minor    C major    D major    E minor



# Key Structures

5th string root 7th chords

A diagram showing the 7th chords on the 5th string for various keys. The fretboard is represented by a vertical line with horizontal lines for strings. Colored dots indicate the notes for each chord: A minor (purple), B half dim (orange), C major (black), D minor (blue), E minor (green), F major (red), G dominant (cyan), and A minor (purple).

6th string root 7th chords

A diagram showing the 7th chords on the 6th string for various keys. The fretboard is represented by a vertical line with horizontal lines for strings. Colored dots indicate the notes for each chord: E minor (purple), F# half dim (orange), G major (black), A minor (blue), B minor (green), C major (red), D dominant (cyan), and E minor (purple).

5th string root half diminished voicing

A diagram showing half diminished voicings on the 5th string. The fretboard is represented by a vertical line with horizontal lines for strings. Circles indicate the notes: m7 (minor 7th), R (root), m3 (minor 3rd), and b5 (flat 5th).

6th string root half diminished voicing

A diagram showing half diminished voicings on the 6th string. The fretboard is represented by a vertical line with horizontal lines for strings. Circles indicate the notes: b5 (flat 5th), m3 (minor 3rd), m7 (minor 7th), and R (root).